

smiths medical

bringing technology to life



neoheel™
Safety Lancets



NEOHEEL™ SAFETY LANCETS

The neoheel™ safety lancet is indicated to collect quality blood samples from neonates, infants and toddlers. These blood samples are used to perform metabolic screening, as well as testing for glucose, complete blood count and hematocrit.

PRECISION

The high speed sweeping motion of the stainless steel micro-blade is directed to a preferred 1 mm depth¹ just above where most nerve fibers are located.

Neoheel™ is available in four configurations which are based on the baby's development level. The incision depth and length are optimised by baby weight to produce a high quality sample with less pain^{3,4} and less trauma to the infant's delicate tissues and nerve endings.

REDUCED HEMOLYSIS

The use of an automated spring loaded lance allows for collection of blood specimens with smaller levels of plasma hemoglobin².

The safety lancet showed less bruising⁴, and required less punctures to obtain sufficient volumes of blood³.

In addition, the arc shaped design reduces the number of heel puncture sites, time taken to complete test on a newborn and time the baby cried⁴.

SAFETY

The integral safety tab prevents premature activation while avoiding additional loose parts. The neoheel™ lancet textured sides provide a secure grip to help prevent the need for a second heel stick. The micro-blade instantly retracts to a permanently locked position to prevent accidental needle stick injury.







Release the integrated safety tab to unlock the trigger.



Depress the trigger to activate blade. The safety tab does not detach from the device, so no loose parts to misplace around the infant.

ORDERING INFORMATION

neoheel™ Safety Lancets

				
	Micro-Preemie Low birth weight <1kg	Preemie Low birth weight 1-2.5 kg	Newborn Birth-6 months 2.5-9 kg	Toddler 6-24 months >9 kg
Item Number	1050M	1051P	1052N	1053T
Incision depth	0.65 mm	0.85 mm	1.00 mm	2.00 mm
Incision length	1.4 mm	1.75 mm	2.5 mm	3.00 mm
Blood volume	Medium	Medium	Medium	High
Packaging	One case contains 4 shelf boxes of 50 units, 200 units total			

References:

1. Cavanagh C. Newborn blood spot sampling. *Infant* 2009;5(3):168-171
2. Kazmierczak SC et al. Comparison of hemolysis in blood samples collected using an automatic incision device and a manual lance. *Arch Pediatr Adolesc Med.* 2002;156:1072-1074
3. Vertanen H. et al. An automatic incision device for obtaining blood samples for the heels of preterm infants causes less damage than a conventional manual lancet. *Arch Dis Child Fetal Neonatal Ed.* 2001;84(1):F53-5
4. Glenesk A. et al. Blood spot testing: comparing techniques and automated devices. *British Journal of Midwifery* 2006 Feb;14(2):96-99

For more information visit our website at www.smiths-medical.com

PRODUCT(S) DESCRIBED MAY NOT BE LICENSED OR AVAILABLE FOR SALE IN CANADA AND OTHER COUNTRIES

Smiths Medical ASD, Inc.

6000 Nathan Lane North
Minneapolis, MN 55442, USA
Tel: 1-614-210-7300
Toll-Free USA: 1-800-258-536
www.smiths-medical.com

Find your local contact information at: www.smiths-medical.com/customer-support

Smiths Medical is part of the global technology business Smiths Group plc. Please see the Instructions for Use/Operator's Manual for a complete listing of the indications, contraindications, warnings and precautions. Jelco and the Smiths Medical design mark are trademarks of Smiths Medical. The symbol © indicates the trademark is registered in the U.S. Patent and Trademark Office and certain other countries. All other names and marks mentioned are the trademarks or service marks of their respective owners. Product referenced is CE-marked. ©2017 Smiths Medical. All rights reserved. SS195446EN-062017

MKEECA-0126

smiths medical